

A decorative border of red poinsettias with green leaves surrounds the text.

HALSTOCK AND DISTRICT

GARDENING CLUB

ANNUAL SHOW

HALSTOCK VILLAGE HALL

SATURDAY 28th AUGUST 2021

SHOW SCHEDULE

Doors open to public - 1.30pm

Exhibitors' displays of flowers, fruit, vegetables, homecrafts,
handicrafts and photography

Plant and gardening paraphernalia stall

Produce auction

Teas

Show Secretary - Mr I McNab

Judges:

Flowers – Miss L Tuthill

Vegetables & Fruit – Mr P Yeates

Homecraft – Mrs S Roriston

Floral Art – Dr F Burroughes

Handicraft & Children's – Mrs P Davis

Photography – Mr P Barrow

Club Vice Presidents - Mr P Hester, Mrs N Lines.

RULES:

1. **Entries.** Anyone, irrespective of age or gender may enter all classes except classes 99 - 110. All entries are to be submitted on the Entry Form enclosed, or by email, to the Show Secretary, Mr I McNab, Foxhill, Closworth Road, Halstock, by Wednesday 25st August (i.e. Wednesday before the show) at the latest. If more convenient, entries may be left at Halstock Village Shop in the appropriate box. N.B. The Committee will not be held responsible for late arriving, lost or illegible entries.
Late entries will not be accepted.
2. **Number of Entries per Class.** No exhibitor shall be allowed more than one entry in any one class except in classes 29-32, 67- 69, 72-73 and 91-97 in which multiple entries are allowed if of different kinds.
3. **Exhibits.** All exhibits must be the property of the exhibitor and must have been in his/her possession for at least two months. Cut flowers, fruit and vegetables must have been grown in his/her own garden. This rule does not apply to the Floral Art Classes. Homecraft & Handicraft items must have been made by the exhibitor. In the Handicraft and Photographic sections, no item which has previously been awarded a prize at a Halstock Show may be entered.
4. **Potted Plant Class 51.** This class is restricted to those participating in The Gold Club Competition.
5. **Floral Art Classes.** Accessories and background allowed.
6. **Staging.** All exhibits must be staged between 8.30am and 10.45am on the day of the show and must remain until 3.45pm.
7. **Containers.** Exhibitors must supply their own vases, dishes, etc. Whilst every care will be taken of exhibitors' property, the Committee will not be held responsible for loss or damage.
8. **Trade Names.** No container must display a trade name (N.B. jam jars/jar lids).
9. **Judging:**
 - a. No exhibitor will be allowed in the hall during judging without the express permission of the Show Secretary.
 - b. The Judges' decision is final.
 - c. In the event of there being insufficient entries or entries of inadequate standard in any class, the Judge may withhold any or all of the awards.
10. **Removal of Exhibits/Auction.** Exhibits must be removed at the time indicated in the event programme otherwise it will be presumed that exhibitors have kindly donated the entries for the auction towards the funds of the Show. Exhibitors are requested to be generous and to donate as much as possible. Thank you.
11. **Cups.** Cups are to be held for one year only. Name engraving is the responsibility of the Show Secretary and thus cups will need to be given to him soon after presentation for this purpose. All cups must be returned the following year, in good condition and by the Tuesday prior to the forthcoming Show at the latest.

SCORING, CUPS AND PRIZES

G.I. Jessop Challenge Cup will be awarded for the best vegetable collection(s), i.e. Classes, 1, 2.

Quiet Woman Challenge Cup presented by Mr Ives, will be awarded to the individual who gains most points in the individual vegetable and fruit classes, i.e. Classes 3-25 and 29-32.

Crumpler Challenge Cup will be awarded to the exhibitor who gains most points in the flower classes, i.e. Classes 33-50.

Bingham Challenge Trophy will be awarded for the best exhibit of roses in the show, i.e. Classes 36-39.

Middleton Challenge Cup will be awarded for the best pot plant exhibit in Classes 51-61.

Harvey Challenge Cup will be awarded to the exhibitor who gains most points in the floral art classes, i.e. Classes 62-66.

Hugh Gordon Challenge Rose Bowl will be awarded to the exhibitor who gains most points in the Homecraft and Handicraft sections, i.e. Classes 67-74 and 85-90.

Joyce Riggs Memorial Plate will be awarded to the exhibitor who gains most points in the baking classes, i.e. Classes 75-84..

Joe Salter Cup will be awarded to the best exhibit in the Homecraft classes.

Ted Bingham Memorial Plate will be awarded for the best photographic exhibit in Classes 91-97.

Halstock School Cup will be awarded to the child who gains most points in Classes 98-103.

Lauder Challenge Cup will be awarded to the child who gains most points in Classes 104-109.

Points will be awarded as follows: 1st - 4 points, 2nd - 3 Points, 3rd - 2 points.

Prize cards will be awarded in all classes.

Prize money will be awarded in children's classes, as follows:

1st - £3, 2nd - £2, 3rd - £1.

PROGRAMME

8.30 – 10.45am	Flower Show entries must be staged in the Village Hall.
10.45 – 11.00am	Stewards' check. No exhibitors.
11.00am	Judging of entries.
2.00pm	Show in Hall Opens
2.30pm	Weigh-in of potato growing competition at Plant Stall.
3.20pm approx.	Presentation of cups and prizes in the Hall.
3.45 – 4.00pm	Exhibits to be removed from the Show.
4.00pm	Auction of produce.

VEGETABLES

Class

1. 'Grower's Choice' – A display of different vegetables and/or fruit, max dimensions: 24" x 24".
2. 'Noah's Ark' - A collection of 4 pairs of vegetables on a base/tray no larger than 18" x 12".
3. 5 salad potatoes
4. 5 potatoes – white (no coloured eyes).
5. 5 potatoes – coloured.
6. 5 onions.
7. 3 onions 'as grown' to pass through 3" ring.
8. 3 carrots.
9. 7 runner beans.
10. 7 shallots.
11. 5 tomatoes.
12. 7 cherry tomatoes, max diameter 1½".
13. A truss of tomatoes (65% must be ripe).
14. 3 beetroot.
15. 3 parsnips.
16. 8 french beans.
17. 2 squash.
18. 2 cucumbers.
19. 2 cabbages
20. 1 pair courgettes not exceeding 6".
21. 5 Leaves of Swiss Chard.
22. Bunch of salad onions.
23. Bunch mixed culinary herbs in water. Max. container 4" diameter.
24. Rhubarb – 4 stalks.
25. Pair of any other vegetables not detailed above.

FUN CLASSES

26. Longest runner bean.
27. The Tallest weed in my garden. Must be "free standing" and "In the Green" no climbing plants, eg. convolvulus. (Special prize)
28. Potato growing competition. (From materials supplied in March).

FRUIT

Classes 29 – 32 multiple entries allowed. See Rule 2.

29. Dish of apples dessert – 3 of one variety.
30. Dish of apples cooking – 3 of one variety.
31. 7 plums.
32. Dish of any other home grown fruit.

FLOWERS

33. 1 vase 3 dahlias decorative.
34. 1 vase 3 dahlias cactus.
35. 1 vase 3 dahlias pompon (2" or under).
36. 3 different varieties H.T. roses – 1 stem of each.
37. 1 specimen rose.
38. 3 stems (same variety) any other rose.
39. 1 perfumed rose.
40. 5 asters.
41. 3 penstemons.
42. 7 sweet peas.
43. 3 sprays flowering shrub, container no larger than 7" in diameter.
44. 1 hydrangea head.
45. 3 spikes gladioli.
46. 1 sunflower.
47. 5 antirrhinums.
48. 3 Fuchsia Heads, supported through cling film over a container of water.
49. Mixed flowers, maximum 12 stems, in container not more than 7" in diameter.
50. Collection of 4 different annuals, 1 stem of each.

POT PLANTS

(Note: 1 plant only in each pot)

51. Gold Club pot plants.
52. Decorative foliage plant in pot under 6".
53. Decorative foliage plant in pot 6" and over.
54. Flowering pot plant in pot under 6".
55. Flowering pot plant in pot 6" and over.
56. Flowering geranium/pelargonium.
57. Flowering fuchsia.
58. Flowering orchid.
59. Cacti or succulent in a pot under 6".
60. Cacti or succulent in a pot 6" and over.
61. Bowl of mixed Sempervivums maximum diameter 12".

FLORAL ART

(Note: please conform to maximum measurements allowed)


62. "Fireglow". Arrangement in a terra cotta container. Space allowed 20".
63. An "L" shaped arrangement. Space allowed up to 18".
64. A basket arrangement of garden flowers. Space allowed up to 12".
65. Coloured foliage in a container with a pedestal. Space allowed 24".
66. A miniature arrangement in a lidded box. Max dimensions 9" any direction.

HOMECRAFT

Classes 68, 69, 71 and 73 – multiple entries up to 2 per class allowed. See Rule 2.

(Note: No container should display a trade name. See Rule 8)


67. Jar (1lb approx.) any chutney.
68. Jar (1lb approx.) raspberry jam.
69. Jar (1lb. approx.) any other jam.
70. Jar (1lb. approx.) lemon curd.
71. Small jar (½lb. approx.) any jelly.
72. Jar (1lb. approx.) orange marmalade.
73. Jar (1lb. approx.) any other marmalade.
74. 6 Hen's eggs.
75. A vegetable salad.
76. 3 Savoury Pasties.
77. A mixed fruit pie. Maximum size 9".
78. A Bakewell tart - maximum size 9".
79. 7 Cheese Straws
80. A Cherry Genoa Cake - made to recipe on page 8.
81. An iced Coffee & Walnut cake
82. 5 Chocolate cookies
83. Bread - A rustic loaf.
84. A home-made 'tipple'.



HANDICRAFT

(Note: Size of entry to be stated on entry form please. Also note Rule 3)

85. Painting, any subject, any medium. May be mounted/framed. Max dimension A3 (60cm x 42cm).
86. Pencil, ink or charcoal drawing. Any subject. Max dimension A3 (60cm x 42cm).
87. A quilted article. (including, machine quilting).
88. A knitted or crocheted article, to represent an item of food.
89. A collage of mixed materials not to exceed 18" square, including any mount/frame.
90. Other creative hobby item (e.g. pottery, jewellery, woodwork, metal work, etc).



PHOTOGRAPHY

Multiple entries up to 2 per class.

(Note: Max print size 8" x 6" [approx. 203 x 153mm] including any mounts. Unframed. Also note Rule 3)

(Entries to be handed in with Entry Form.)

91. Colour print, theme: "Every cloud has a silver lining or Red Sky at night, shepherd's delight"
92. Colour print, theme: "Too many cooks or you cannot make an omelette without breaking eggs"
93. Colour print, theme: "Old dog , new tricks or Let sleeping dogs lie".
94. Colour print, theme: "The Show must go on"
95. Colour print, theme: "Life begins at forty"
96. Colour print, theme: "Strike while the iron's hot"
97. Black & White print, theme: "Rome wasn't built in a day" (iconic architecture).

CHILDREN'S CLASSES

7 years and under

98. 3 Jam tarts.
99. A decorated stone. Max dimension 15cm.
100. A fish made from vegetables (sit within an A4 sized space).
101. Colour picture A. (See email attachment).
102. A vehicle, made from recyclable materials, Max dimension 45cm.
103. 5 Different shaped leaves displayed in a small yoghurt carton.

8 – 14 years

104. A decorative salad on a plate.
105. 5 Shortbread biscuits.
106. An animal made from recyclable materials (sit within an A4 sized space).
107. Colour picture B. (See email attachment).
108. A Photo "Lockdown"
109. 5 Flower Heads, supported through cling film over a container of water.

Cherry Genoa Cake

Ingredient

100gms plain flour, sifted	50gms ground almonds
1 tsp baking powder	1/4 tsp ground cinnamon
100gms softened butter, plus extra for greasing	2 large eggs, beaten
100gms caster sugar	10gms flaked almonds
150gms glace cherries	granulated sugar for sprinkling

Recipe

1. Preheat the oven to 150C/130C Fan, Gas Mark 2. Grease and line the base and sides of a 12.5cm (5 inch) round cake tin with greaseproof paper. Drop the glace cherries into a heatproof bowl, cover with boiling water and soak for 10 minutes. Drain well.
2. Sift flour into a bowl, add the cherries and toss together. Set aside. Beat the butter, sugar and cinnamon in a bowl until pale, soft and creamy, then gradually beat in the eggs. If it looks like the mixture is curdling, just add a smidge of flour (minus the cherries) to help bring it back together. Fold in the remaining flour and cherry mixture, the baking powder and ground almonds.
3. Spoon into the prepared tin, sprinkle over the flaked almonds and granulated sugar, and bake in the oven for 1 hr 15 mins, or until a skewer inserted in the centre comes out clean.
4. Slip cake out of the tin and cool.

TOP TIPS

FOR EXHIBITORS AT THE HALSTOCK ANNUAL SHOW

GENERAL

1. **Read the Schedule carefully!** Note the rules and conditions for the classes of interest to you, particularly relating to the number of items and sizes of items required.
2. Allow yourself plenty of time to stage your exhibits. Check the Programme in the Schedule. Do not turn up at the last minute! Ask the Show Secretary or the Stewards present if you have any questions, particularly if it's your first time exhibiting.
3. Please don't try to enter the hall whilst the judging is still in progress. Prize cards will be awarded during judging and should be left with exhibits until they are cleared at the end of the afternoon. Prize monies (for children) and trophies are awarded at the time given in the Schedule.

FRUIT AND VEGETABLES

4. Condition of fresh produce is all important. Ideally your exhibit will be freshly picked and have no blemishes, damage or signs of pests. However, better to participate and to exhibit something than nothing at all!
5. Where more than one fruit or vegetable is asked for, aim for similar size and shape.
6. Clean vegetables gently to remove soil. Do not polish, or brush, or rub off skins.
7. Soft fruit, plums and grapes should retain their natural bloom, so do not wash these.
8. All fruit should be cut with stalks left on. Trim the stalks to the same length if particularly long.
9. The green calyx should be as fresh as the fruit itself (also for tomatoes).
10. Presentation can make a difference: symmetrical, stalks to the middle or to the back.
11. Leave some stalk on beans and peas, about 1cm. Display facing the same direction.
12. The best Runner or French beans are straight, with little or no contours of the bean inside showing.
13. Courgettes should be 10-15cm long (unless otherwise stated). Include flowers if possible.
14. Beetroot, carrots, parsnips, turnips, swede and rhubarb should have the top greenery cut down leaving approx. 8cm.
15. Onions should be weighed or measured to meet the criteria as stipulated in the schedule.
16. Tie the tops of onions/shallots, preferably with raffia or undyed string/twine, and trim the roots. Avoid specimens with overly thick necks and do not over skin them. Onions "as grown" means leaving all the foliage on.
17. Choose medium sized potatoes, similar in shape, with shallow eyes and clear skin.
18. Swiss Chard should be harvested as late as possible to retain turgidity, stems neatly trimmed and shown in a fan shape.

FLOWERS AND POT PLANTS

19. Remove any damaged flowers, discoloured or broken leaves which may have occurred whilst transporting your flowers to the show.
20. Check your container is filled with water and strive to present your flowers to best advantage.
21. "Blooms" are individual flowers so remove all side buds. "Stems" can be multi-flowered.
22. A Gladiolus spike is best with 12-20 flowers, one third open, one third coloured buds.
23. A perfect single rose is half to three-quarters open with a circular outline.
24. Pot Plants – make sure your plant pot meets the size criteria.

HEMECRAFT

25. Jars for preserves should be clean and have no advertising or brand name embossed on the jars (or lids if used - e.g. 'Bonne Maman' or 'Roses').
26. Chutneys are best presented in lock-top jars or jars with plastic lined lids.
27. Jars of Jam should be exhibited with wax discs and cellophane covers, or jar lids. Do not put lids on top of cellophane.
28. Check the schedule for any specified number or recipe for baked items.

ART AND HANDICRAFT

29. Make sure you say what it is you are exhibiting on your entry form and abide by any size criteria stated, as space in the exhibition hall is sometimes at a premium!
30. There is no time limit on when you completed your item but it should not have been presented as an entry at the Halstock Show before.

PHOTOGRAPHY

31. Note the themes and size criteria for prints. Photos should be unframed but may be mounted where specified. **Please submit your photos with your entry form** in order to allow the Show staff to display your exhibit in good time and in a fair manner.

CHILDREN'S CLASSES

32. It is so very important to encourage the children to submit entries as they are the exhibitors of the future! Please allow plenty of time for staging children's entries – do it early, don't rush!

HALSTOCK AND DISTRICT GARDENING CLUB

ANNUAL SHOW ENTRY FORM 2021

N.B. A form is required for each exhibitor. Please complete all detail. By all means copy the form as required. Entry Forms should be forwarded to the Show Secretary:

Mr I McNab, Foxhill, Closworth Road, Halstock, Yeovil, Somerset BA22 9SZ.

Telephone 01935 872353 or email i.mcnb@btinternet.com

Latest date for receipt of entries: Wednesday 25th August 2021

Full Name:

Address:

.....

Tel:

Class Number	Class Description & Notes (e.g. enter details of size of entry, age if child age 14 years or under, number of entries for class if multiple entries permitted, etc.)

HALSTOCK AND DISTRICT GARDENING CLUB

ANNUAL SHOW ENTRY FORM 2021

N.B. A form is required for each exhibitor. Please complete all detail. By all means copy the form as required. Entry Forms should be forwarded to the Show Secretary:

Mr I McNab, Foxhill, Closworth Road, Halstock, Yeovil, Somerset BA22 9SZ.

Telephone 01935 872353 or email i.mcnb@btinternet.com

Latest date for receipt of entries: Wednesday 25th August 2021

Full Name:

Address:

.....


Tel:

Class Number	Class Description & Notes (e.g. enter details of size of entry, age if child age 14 years or under, number of entries for class if multiple entries permitted, etc.)



CLASS 101 – Colouring Competition

Please write entrant's name and age on the reverse side.



CLASS 107 Colouring competition

Please write entrant's name and age on the reverse side.